



Klicken Sie auf das Bild des Buches, um es bei Amazon zu kaufen



ÜBERSICHT ÜBER DIE BÜCHER 1 BIS 5

20 KOSTENLOSE NOTEN-BEISPIELE

Für Anfänger und fortgeschrittene Klavierspieler

Lerne Klavier spielen mit wunderschönen Melodien!

Beginne jetzt:

- Du spielst von Anfang an mit beiden Händen zusammen!
- Du lernst leicht und schnell Noten zu lesen!
- Zu allen Klavierstücken sind die Videos im Internet verfügbar!

Piano Notion / Klavier Lernen Mit System / Buch 1

Bingo	4
Wer will fleißige Handwerker sehn	5
Die klitzekleine Spinne	7
Hänsel und Gretel	8
Bye, Baby Bunting	9
Musette	10
Hoppe, Hoppe, Reiter	11
Der Schlangentanz	12

Piano Notion / Klavier Lernen Mit System / Buch 2

Ägyptischer Tanz	15
In der Halle des Bergkönigs	16
Ode an die Freude	17
Oh! Susanna	18
Michael Row the Boat Ashore	19
Mein Hut der hat drei Ecken	20
Botany Bay	21
Kumbaya	22

Piano Notion / Klavier Lernen Mit System / Buch 3

Down By The Salley Gardens	25
Malaguena	27

Piano Notion / Klavier Lernen Mit System / Buch 4

Korobeiniki	31
-------------	----

Piano Notion / Klavier Lernen Mit System / Buch 5

La Donna e Mobile	35
-------------------	----

[Klicken Sie auf das Bild des Buches, um es bei Amazon zu kaufen](#)

*Die schönsten Melodien
aus aller Welt*

Klavier lernen
mit System

Piano Notion

Von
Bobby Cyr

1

PN
PIANO NOTION



Inhaltsverzeichnis

Einführung	3	Stufe 3 Stücke	41
Metrum, Notenwerte und Takte	3	Bye, Baby Bunting	41
Taktarten	4	Musette	42
Die Noten	6	Miss Polly hat 'ne Puppe	43
Die Tastatur	6	Orangen und Zitronen	44
Die richtige Haltung am Klavier	7	Summ, summ, summ	45
Die Finger	8	Schlaf, mein Kind	46
Die rechte Hand in der C-Lage	9	Stufe 4 Stücke	47
Die Notenzeile	10	London Brücke bricht zusamm'	47
Notenschlüssel und Notensystem	11	Alle meine Entchen	48
Stufe 1 Stücke	12	Hoppe, Hoppe, Reiter	49
Grün, grün, grün sind alle meine Kleider	13	Dieser alte Mann	50
Bingo	14	Bruder Jakob, schläfst du noch	51
Auf der Brück' von Avignon	15	Morgen kommt der Weihnachtsmann	52
Mc Donald hat 'nen Bauernhof	16	Regen, Wiederseh'n	53
Zum Geburtstag viel Glück	17	Der Bauer fährt aufs Feld	54
Wer will fleißige Handwerker sehn	18	Lavendel ist blau	55
Hopp, hopp, hopp	19	Skip to my Lou	56
Die Räder am Bus	20	Aiken Drum	57
Yankee Doodle	21	Kommt ein Vogel geflogen	58
Was müssen das für Bäume sein	22	Der edle Herzog von York	59
Schlafe, mein Kindlein	23	Häschen in der Grube	61
Stufe 2 Stücke	24	Irish Washerwoman	62
Schlaf, Kindlein, schlaf	25	Finger Familie	63
Die klitzekleine Spinne	26	Schneeflöckchen, Weißröckchen	64
Mary hat ein kleines Lamm	27	Der Schlangentanz	65
Kuckuck ruft aus dem Wald	28	V'là l'bon vent	66
Hänsel und Gretel	29	Sakura, Sakura	67
O, du Lerche, liebe kleine Lerche	30	Es regnet Schäferin	68
Weg ist das Wiesel	32	Backe, backe Kuchen	70
Schlaft nun, schwarze Äuglein, schläft	33	Pat-a-Cake	71
Kleines Rotkehlchen	34	Aura Lee	72
Hänschen klein	35	Anhang 1: Rhythmen lesen	74
Ich geh' mit meiner Laterne	36	1.1: Pausen	75
Molly Malone	38	1.2: Noten mit Haltebogen	76
Dies Land ist dein Land!	39	1.3: Achtelnoten	77
When the Saints Go Marching In	40	Anhang 2: Noten lesen	78
		2.1: Violinschlüssel	80
		2.2: Bassschlüssel	82
		Anhang 3: Lösungen	83

Stufe 1 Stücke

Neue Lerninhalte

- 1- Unterscheidung zwischen der rechten und der linken Hand im Notensystem
- 2- Die Fingernummern
- 3- Rhythmus
- 4- Wiederholungszeichen

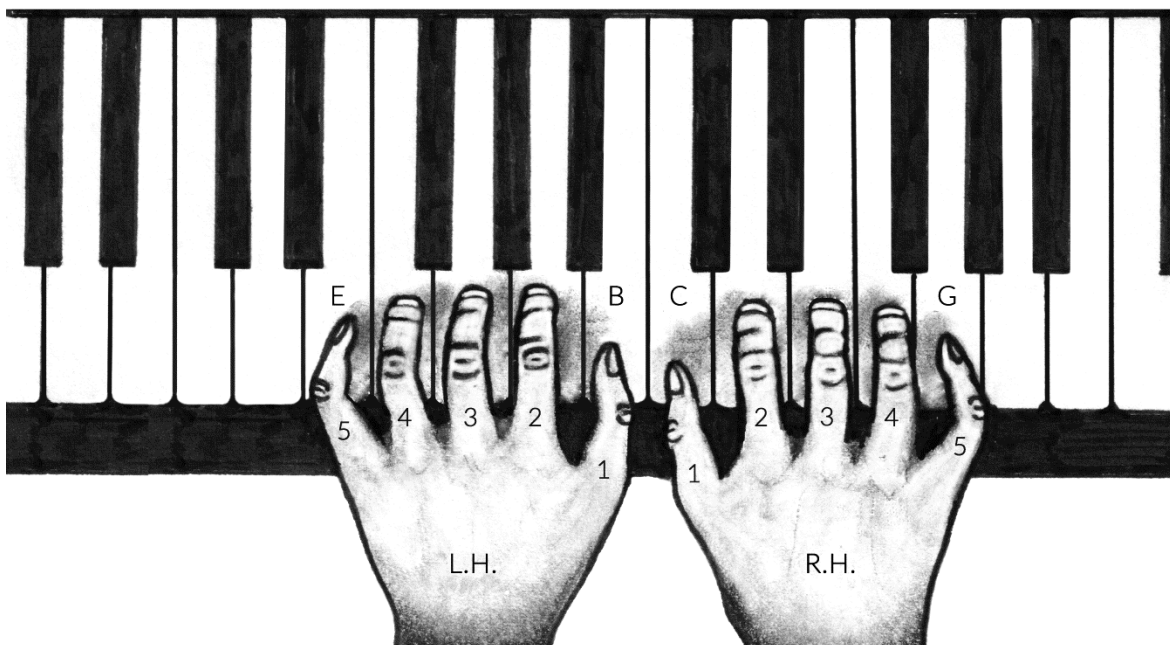

Vorerst kann das Notenlesen noch freiwillig erfolgen.

C-Lage – Beide Hände zusammen

Lege den 1. Finger der rechten Hand (R.H. 1) auf das mittlere C.

Lege den 1. Finger der linken Hand (L.H. 1) auf das B links vom mittleren C.

In dieser Lage werden alle Stücke auf den Seiten 13 bis 23 gespielt.





Bingo

England (1780)

Unbekannter Komponist
Roud 589
Arr. Bobby Cyr

♩ = 120

First system of piano notation in 4/4 time. The right hand (treble clef) plays a melody with notes G4, A4, B4, C5. The left hand (bass clef) plays a bass line with notes G3, A3, B3, C4. Fingerings are indicated by numbers 1-3 above and below notes.

Second system of piano notation. The right hand continues the melody with notes D5, E5, F5, G5. The left hand continues the bass line with notes D3, E3, F3, G3. Fingerings are indicated by numbers 3, 1, 3, 3, 4, 4, 4.

Third system of piano notation. The right hand continues the melody with notes A5, B5, C6, B5, A5. The left hand continues the bass line with notes A2, B2, C3, B2, A2. Fingerings are indicated by numbers 2, 2, 3, 3, 3, 1, 1.

Fourth system of piano notation. The right hand continues the melody with notes G5, F5, E5, D5. The left hand continues the bass line with notes G2, F2, E2, D2. Fingerings are indicated by numbers 2, 2, 2, 1, 1, 1, 1. The system ends with a double bar line.



Wer will fleißige Handwerker sehn

Deutschland (1900)

Unbekannter Komponist

Arr. Bobby Cyr

♩ = 144

First system of musical notation (measures 1-4) in 4/4 time. The treble clef staff contains notes with fingerings: 1, 1, 1, 1, 1, 3, 1, 1, 1. The bass clef staff is empty.

Second system of musical notation (measures 5-8). The treble clef staff has notes with fingerings: 2, 1. The bass clef staff has notes with fingerings: 1, 2, 2, 3, 3.

Third system of musical notation (measures 9-12). The treble clef staff has notes with fingerings: 2, 2, 3, 3, 3. The bass clef staff has notes with fingerings: 3, 3.

Fourth system of musical notation (measures 13-16). The treble clef staff has notes with fingerings: 4, 3, 2, 5, 3, 2, 1. The bass clef staff is empty. The system ends with a double bar line and repeat dots.

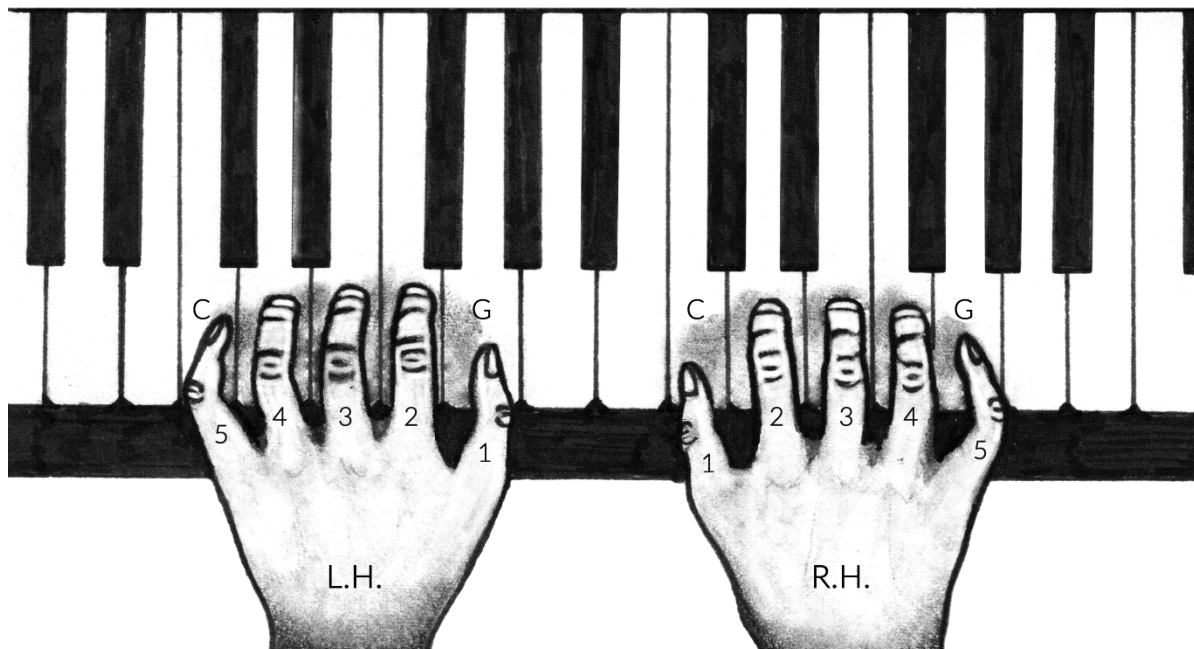

Stufe 2 Stücke

Neue Lerninhalte

- 1- Die Koordination der Hände, wenn mit beiden Händen zusammen gespielt wird.
- 2- Dynamik
- 3- Pausen
- 4- Noten mit Haltebogen
- 5- Auftakt (Upbeat)

C- Lage – Hände getrennt

Lege den 1. Finger der rechten Hand (R.H. 1) auf das mittlere C.
Lege den 5. Finger der linken Hand (L.H.5) auf das tiefe C.
In dieser Lage werden alle Stücke auf den Seiten 25 bis 48 gespielt.





Die klitzekleine Spinne

Vereinigte Staaten von Amerika (1910)

Unbekannter Komponist
Roud 11586
Arr. Bobby Cyr

♩ = 120

First system of musical notation in 4/4 time. The treble clef staff contains a sequence of quarter notes: C4, D4, E4, F4, G4, A4, B4, C5. The bass clef staff contains a sequence of half notes: C3, G2, C3, G2, C3, G2, C3, G2. Fingerings are indicated by numbers 1-5 above the treble staff and below the bass staff.

Second system of musical notation in 4/4 time. The treble clef staff contains a sequence of quarter notes: D4, E4, F4, G4, A4, B4, C5, B4, A4, G4, F4, E4, D4. The bass clef staff contains a sequence of half notes: C3, G2, C3, G2, C3, G2, C3, G2. Fingerings are indicated by numbers 1-5 above the treble staff and below the bass staff.

Third system of musical notation in 4/4 time. The treble clef staff contains a sequence of quarter notes: E4, F4, G4, A4, B4, C5, B4, A4, G4, F4, E4, D4. The bass clef staff contains a sequence of half notes: C3, G2, C3, G2, C3, G2, C3, G2. Fingerings are indicated by numbers 1-5 above the treble staff and below the bass staff.

Fourth system of musical notation in 4/4 time. The treble clef staff contains a sequence of quarter notes: F4, G4, A4, B4, C5, B4, A4, G4, F4, E4, D4, C4. The bass clef staff contains a sequence of half notes: C3, G2, C3, G2, C3, G2, C3, G2. Fingerings are indicated by numbers 1-5 above the treble staff and below the bass staff. The system concludes with a double bar line.



Hänsel und Gretel

Deutschland

Unbekannter Komponist
Arr. Bobby Cyr

♩ = 132

First system of musical notation for Hänsel und Gretel. It consists of a grand staff with a treble clef and a bass clef. The time signature is 4/4. The piece is marked *mf*. The melody in the treble clef is: G4 (finger 5), A4 (finger 3), B4 (finger 5), C5 (finger 3), D5 (finger 1), E5 (finger 2), F5 (finger 2), G5 (finger 3), A5 (finger 1). The bass line consists of: G3 (finger 5), G3 (finger 3), F3 (finger 2), E3 (finger 1), G3 (finger 3).

Second system of musical notation for Hänsel und Gretel. It consists of a grand staff with a treble clef and a bass clef. The melody in the treble clef is: G4 (finger 5), A4 (finger 3), B4 (finger 5), C5 (finger 3), D5 (finger 1), E5 (finger 2), F5 (finger 2), G5 (finger 3), A5 (finger 1), G5 (finger 3). The bass line consists of: G3 (finger 5), G3 (finger 3), F3 (finger 2), E3 (finger 1), G3 (finger 3).

Third system of musical notation for Hänsel und Gretel. It consists of a grand staff with a treble clef and a bass clef. The melody in the treble clef is: A4 (finger 2), B4 (finger 4), C5 (finger 2), D5 (finger 3), E5 (finger 5), F5 (finger 5), G5 (finger 5), A5 (finger 5). The bass line consists of: G3 (finger 2), G3 (finger 4), F3 (finger 1), E3 (finger 3), G3 (finger 3).

Fourth system of musical notation for Hänsel und Gretel. It consists of a grand staff with a treble clef and a bass clef. The melody in the treble clef is: G4 (finger 5), A4 (finger 3), B4 (finger 5), C5 (finger 3), D5 (finger 1), E5 (finger 2), F5 (finger 2), G5 (finger 3), A5 (finger 1). The bass line consists of: G3 (finger 5), G3 (finger 3), F3 (finger 2), E3 (finger 1), G3 (finger 3). The system ends with a double bar line and repeat dots.

Stufe 3 Stücke

Achtelnoten

Eine Achtelnote entspricht dem halben Notenwert einer Viertelnote.

Zähle die Pulsschläge mit einem „und“ dazwischen.
Dieses „und“ entspricht der Hälfte eines Schläges.



Spieler die Achtelnoten auf „und“.



Übung: siehe Anhang 1.3 (Seite 77)




Bye, Baby Bunting

Vereinigte Staaten von Amerika (1784)

Unbekannter Komponist
Roud 110118
Arr. Bobby Cyr

♩ = 80





Musette

Deutschland

Johann Sebastian Bach
(1685-1750)
Arr. Bobby Cyr

♩ = 100

First system of musical notation for 'Musette'. It consists of two staves: a treble clef staff and a bass clef staff. The time signature is 2/4. The piece starts with a mezzo-forte (*mf*) dynamic. The treble staff begins with a half note G4 (fingered 5), followed by quarter notes A4 (4), B4 (2), and C5 (5). The bass staff has a steady eighth-note accompaniment: G3 (5), B2 (1), G3 (5), B2 (1), G3 (5), B2 (1), G3 (5), B2 (1).

Second system of musical notation. The treble staff continues with quarter notes D5 (3), E5 (5), D5 (4), C5 (2), B4 (5), A4 (3), and G4 (1). The bass staff has a steady eighth-note accompaniment: G3 (5), B2 (4), G3 (2), B2 (1), G3 (5), B2 (1), G3 (5), B2 (1).

Third system of musical notation. The treble staff continues with a half note G4 (5), followed by quarter notes A4 (4), B4 (2), and C5 (5). The bass staff has a steady eighth-note accompaniment: G3 (5), B2 (1), G3 (5), B2 (1), G3 (5), B2 (1), G3 (5), B2 (1).

Fourth system of musical notation. The treble staff continues with quarter notes D5 (3), E5 (5), D5 (4), C5 (2), B4 (5), and A4 (1). The bass staff has a steady eighth-note accompaniment: G3 (5), B2 (4), G3 (2), B2 (1), G3 (5), B2 (1), G3 (5), B2 (1). The system ends with a double bar line.



Hoppe, Hoppe, Reiter

Deutschland (1800)

Unbekannter Komponist
Arr. Bobby Cyr

♩ = 132

First system of musical notation for 'Hoppe, Hoppe, Reiter'. It consists of a grand staff with a treble clef and a bass clef. The time signature is 4/4. The piece is marked with a piano (*p*) dynamic. The melody in the treble clef starts with a circled 4 above the first measure. Fingerings are indicated by numbers 1-5 above the notes. The bass line starts with a circled 5 below the first measure and has fingerings 5, 2, 3, 5, 2, 3 below the notes.

Second system of musical notation. The treble clef melody starts with a circled 1 above the first measure. Fingerings 5, 5, 1 are shown above the notes. The bass line has fingerings 5, 3, 1, 3 below the notes.

Third system of musical notation. The treble clef melody starts with a circled 4 above the first measure. Fingerings 5, 4, 2, 4, 5, 4, 2 are shown above the notes. The bass line has fingerings 5, 2, 3, 5, 2, 3 below the notes.

Fourth system of musical notation. The treble clef melody starts with a circled 1 above the first measure. Fingerings 5, 5, 1 are shown above the notes. The bass line has fingerings 5, 3, 1, 5 below the notes. The system ends with a double bar line.

Linke Hand in der D-Lage

Lege den 5. Finger der linken Hand auf das D, um die nächsten drei Stücke zu spielen.

Übung : siehe Anhang 2.2 (Seite 82)



Der Schlangentanz

The Streets of Cairo
Vereinigte Staaten von Amerika

Sol Bloom
(1870-1949)
Arr. Bobby Cyr

♩ = 88

The musical score is written in 4/4 time with a tempo of 88 beats per minute. It consists of three systems of music. The first system starts with a piano (*mp*) dynamic. The second system is marked mezzo-forte (*mf*). The third system concludes with a repeat sign. Fingerings are indicated by circled numbers 1 through 5. The bass line is in the D position, with the 5th finger on the D note.

Klicken Sie auf das Bild des Buches, um es bei Amazon zu kaufen

*Die schönsten Melodien
aus aller Welt*

Klavier lernen
mit System

Piano Notion

Von
Bobby Cyr

2

PN
PIANO NOTION

Inhaltsverzeichnis

Stufe 5 Stücke	3	Stufe 9 Stücke	42
Tiptoe Through the Tulips	3	Ich sah drei Schiffe auf dem Meer	42
Michael Finnegan	5	Drei blinde Mäuse	44
Slawischer Marsch	7	Brian Boru's Marsch	45
Ägyptischer Tanz	8	La Raspa	46
Die alte graue Stute	10	Stille Nacht	48
In der Halle des Bergkönigs	11	Botany Bay	50
Stufe 6 Stücke	12	Hymne der Marines	51
Aus der neuen Welt	12	Chiapanecas	52
Mozart Sonate	14	Stufe 10 Stücke	54
Ode an die Freude	15	Mary Ann	55
Oh! Susanna	16	A Tisket A Tasket	56
God Save the Queen	17	When The World's On Fire	57
Der Muffin Mann	18	Kumbaya	58
Oh, du lieber Augustin	19	Jimmy Crack Corn	59
Wiegenlied	20	For He's a Jolly Good Fellow	60
Stufe 7 Stücke	21	Buffalo Gals	63
Michael Row the Boat Ashore	22	Fanzösischer Can Can	64
Ani couni	23	Red River Valley	65
Frühling - Vier Jahreszeiten	24	I'll Tell Me Ma	66
Chopsticks	25	You Are My Sunshine	67
Stufe 8 Stücke	26	Galway Bay	68
Polly Wolly Doodle	27	Bon voyage, M. Dumollet	70
Mein Hut der hat drei Ecken	28	Little Brown Jug	72
Pretty Little Dutch Girl	29	Yalo Yalo	73
Mary Hamilton	30	Sur la route de Louviers	74
Jesus liebt mich	31	Country Gardens	76
Camptown Races	32	Anhang 1: Rhythmen lesen	78
Scotland the Brave	34	1: Punktierte Viertelnote	78
Banks of the Ohio	36	1.1: Achtel-Pause	79
He's Got the Whole World in His Hands	37	1.2: Der 6/8-Takt	80
Ivan Polkka	38	Anhang 2: Ganzton- und Halbtonschritte	81
Drunken Sailor	40	2.1: Der Aufbau von Akkorden	82
Scarborough Fair	41	2.2: Die Akkord-Umkehrungen	83
		Anhang 3: Die Vorzeichen \flat und \sharp	84



Ägyptischer Tanz

Frankreich

Camille Saint-Saëns
(1835-1921)
Arr. Bobby Cyr

♩ = 72

First system of sheet music. Treble clef, 2/4 time signature. The piece begins with a mezzo-forte (*mf*) dynamic. The melody starts with a quarter note G4 (finger 2), followed by a quarter note F4 (finger 1), and a quarter note G#4 (finger 3). The bass line consists of a steady eighth-note accompaniment: G3 (finger 5), A3 (finger 1), G3 (finger 5), F3 (finger 1), G3 (finger 5), F3 (finger 1), G3 (finger 5), F3 (finger 1).

Second system of sheet music. The melody continues with a quarter note G4 (finger 2), a quarter note F4 (finger 1), and a quarter note G#4 (finger 3). The bass line continues with the same eighth-note accompaniment.

Third system of sheet music. The piece transitions to a mezzo-piano (*mp*) dynamic. The melody starts with a quarter note G4 (finger 1), followed by a quarter note F4 (finger 2), and a quarter note G#4 (finger 1). The bass line continues with the same eighth-note accompaniment.

Fourth system of sheet music. The melody continues with a quarter note G4 (finger 1), a quarter note F4 (finger 2), and a quarter note G#4 (finger 1). The bass line continues with the same eighth-note accompaniment. The system concludes with a double bar line and repeat dots.



In der Halle des Bergkönigs

Norwegen

Edvard Grieg
(1843-1907)
Arr. Bobby Cyr

♩ = 88

First system of musical notation. Treble clef, 2/4 time signature. The piece begins with a piano (*p*) dynamic. The melody in the treble clef consists of quarter notes with fingerings: 1, 5, 3, 5, 4, 2, 4, 4, 2, 4. The bass clef accompaniment consists of half notes with fingerings: 5, 3, 4, 2.

Second system of musical notation. Treble clef, 2/4 time signature. The melody continues with fingerings: 1, 5, ①, ②, 5, 4, 2, ①, 2, 4. The bass clef accompaniment consists of half notes with fingerings: 5, 3, 1, 3.

Third system of musical notation. Treble clef, 2/4 time signature. The melody continues with fingerings: ①, 5, 3, 5, 4, 2, 4, 4, 2, 4. The bass clef accompaniment consists of half notes with fingerings: 5, 3, 4, 2.

Fourth system of musical notation. Treble clef, 2/4 time signature. The melody continues with fingerings: 1, 5, ①, ②, 5, 4, 5. The dynamic changes from *mp* to *f*. The bass clef accompaniment consists of half notes with fingerings: 5, 3, 4, 5. The system ends with a double bar line.



Ode an die Freude

Österreich (1824)

Ludwig van Beethoven

(1770-1827)

Arr. Bobby Cyr

♩ = 100

First system of musical notation for 'Ode an die Freude'. It consists of a grand staff with a treble and bass clef. The time signature is 4/4. The tempo is marked as quarter note = 100. The first measure of the treble staff has a dynamic marking of *mf*. Fingerings are indicated by numbers 1-5 above the notes. The bass staff has fingerings 5, 3, 1, 3, 1.

Second system of musical notation. It continues the piece with the same grand staff and 4/4 time signature. Fingerings are indicated by numbers 1-5 above the notes. The bass staff has fingerings 5, 3, 1, 3, 1, 3.

Third system of musical notation. It continues the piece with the same grand staff and 4/4 time signature. The first measure of the treble staff has a dynamic marking of *p*. Fingerings are indicated by numbers 1-5 above the notes. The bass staff has fingerings 1, 5, 1, 2. A circled 1 (①) is placed below the first measure of the bass staff.

Fourth system of musical notation, which is the final system on the page. It continues the piece with the same grand staff and 4/4 time signature. The first measure of the treble staff has a dynamic marking of *mf*. Fingerings are indicated by numbers 1-5 above the notes. The bass staff has fingerings 3, 1, 3, 1, 5. A circled 5 (⑤) is placed below the first measure of the bass staff.



Oh! Susanna

Vereinigte Staaten von Amerika (1848)

Stephen Foster
(1826-1864)
Arr. Bobby Cyr

♩ = 120

First system of musical notation for 'Oh! Susanna'. It consists of a grand staff with a treble clef and a bass clef. The time signature is 4/4. The piece starts with a mezzo-forte (*mf*) dynamic. The melody in the treble clef begins with a quarter note G4 (finger 1), followed by quarter notes A4 (finger 3), B4 (finger 5), and a dotted quarter note C5 (finger 4). The bass clef accompaniment starts with a quarter rest, followed by quarter notes G3 (finger 5) and B2 (finger 1). Fingerings are indicated by numbers 1-5 above or below notes. Circled numbers 4 and 1 indicate specific fingering points.

Second system of musical notation. The treble clef continues the melody with quarter notes D5 (finger 2), E5 (finger 3), F5 (finger 5), and a dotted quarter note G5 (finger 4). The bass clef accompaniment continues with quarter notes G3 (finger 5) and B2 (finger 1). Fingerings are indicated by numbers 1-5. Circled numbers 4 and 1 indicate specific fingering points.

Third system of musical notation. The treble clef continues the melody with quarter notes A5 (finger 1), B5 (finger 3), C6 (finger 5), and a dotted quarter note D6 (finger 4). The bass clef accompaniment continues with quarter notes G3 (finger 5), B2 (finger 2), and D3 (finger 5). Fingerings are indicated by numbers 1-5. Circled numbers 3 and 1 indicate specific fingering points.


Fourth system of musical notation, concluding the piece. The treble clef continues the melody with quarter notes E6 (finger 2), F6 (finger 3), G6 (finger 5), and a dotted quarter note A6 (finger 4). The bass clef accompaniment continues with quarter notes G3 (finger 1), B2 (finger 4), and D3 (finger 5). Fingerings are indicated by numbers 1-5. Circled numbers 4 and 1 indicate specific fingering points. The system ends with a double bar line.

Harmonie

Sind in einem Stück die Noten in einer Linie unmittelbar senkrecht übereinander notiert, dann werden diese Noten gleichzeitig zusammen angeschlagen.

Beispiel: Ganze Noten  Halbe Noten  Viertelnoten 

Übung: Spiele die Intervalle mit der linken Hand.




A bass clef exercise in 4/4 time. The notes are: G2 (finger 1), F2 (finger 5), E2 (finger 1), D2 (finger 2), C2 (finger 1), B1 (finger 3), A1 (finger 4), G1 (finger 5).




Michael Row the Boat Ashore


Vereinigte Staaten von Amerika (1860)

Unbekannter Komponist
Roud 11975
Arr. Bobby Cyr

 = 100



First system of the musical score. Treble clef, 4/4 time, *mf*. Notes: G4 (finger 1), A4 (finger 2), B4 (finger 4), C5 (finger 2), D5 (finger 4), E5 (finger 4), F5 (finger 2), G5 (finger 4), A5 (finger 5). Bass clef accompaniment: G2 (finger 1), F2 (finger 5), E2 (finger 1), D2 (finger 5).



Second system of the musical score. Treble clef, 4/4 time. Notes: G4 (finger 4), A4 (finger 2), B4 (finger 4), C5 (finger 5), D5 (finger 3), E5 (finger 2), F5 (finger 1), G5 (finger 3), A5 (finger 1). Bass clef accompaniment: G2 (finger 1), F2 (finger 5), E2 (finger 1), D2 (finger 5), C2 (finger 1), B1 (finger 3), A1 (finger 2), G1 (finger 5).



Mein Hut der hat drei Ecken

Il carnevale di venezia
Italien (1805)

Niccolo Paganini
(1782-1840)
Arr. Bobby Cyr

♩ = 126

The sheet music is arranged in four systems, each with a treble and bass clef staff. The tempo is marked as quarter note = 126. The first system starts with a *mp* dynamic. Chords are indicated as C and G7/B. Fingerings are shown with numbers 1-5. The second system continues with C and G7/B chords. The third system continues with C and G7/B chords. The fourth system concludes with a C chord and a final double bar line.



Botany Bay

England (1855)

Wilhelm Meyer Lutz
(1829-1903)
Arr. Bobby Cyr

♩ = 108

The piano score for 'Botany Bay' is written in 3/4 time with a tempo of 108 beats per minute. The piece is in C major and consists of 15 measures. The score is divided into four systems, each with a treble and bass staff. The first system (measures 1-3) has a dynamic marking of *mp*. Chord changes are indicated above the treble staff: C (measures 1-2), G/B (measure 3), C (measures 4-5), F (measures 6-7), C (measures 8-9), F (measures 10-11), C (measures 12-13), G/B (measures 14-15), and C (measures 16-17). Fingerings are indicated by numbers 1-5 above or below notes. The bass line consists of a steady eighth-note accompaniment. The piece concludes with a double bar line and repeat dots.



Kumbaya

Vereinigte Staaten von Amerika (1926)

Unbekannter Komponist
Arr. Bobby Cyr

♩ = 108

F B \flat /F F

B \flat /F C7/E

F B \flat /F F

C7/E F

Klicken Sie auf das Bild des Buches, um es bei Amazon zu kaufen

*Die schönsten Melodien
aus aller Welt*

Klavier lernen
mit System

Piano Notion

Von
Bobby Cyr

3

PN
PIANO NOTION



Inhaltsverzeichnis

Stufe 11 Stücke	3	Stufe 13 Stücke	40
		Abdul Abulbul Amir	40
The Water Is Wide	4	Jasminblüte	42
Down By The Salley Gardens	6	The House of the Rising Sun	44
When Johnny Comes Marching Home	8	Blow the Wind Southerly	46
Nehmt Abschied, Brüder	10	Home on the Range	48
Down in the Valley	12	Das Skye-Boot-Lied	50
On Top of Old Smokey	14	Über den Wellen	52
Sailing Over The Bounding Main	16	Plaisir d'amour	54
Bring Back My Bonnie to Me	18	Wellerman	56
Loch Lomond	20	Kosakentanz	58
Black Is the Color	22	Hava Nagila	60
		Malaguena	62
Stufe 12 Stücke	24	Stufe 14 Stücke	64
		Tom Dooley	64
Santa Lucia	24	Walisches Wiegenlied	65
Guten Abend, gut' Nacht	26	Truthahn im Stroh	66
The Yellow Rose of Texas	27	Der River Kwai Marsch	68
Wiener Blut	28	Kalinka	70
Sweet Evelina	30	Daisy Bell	72
Oh My Darling Clementine	32	Tumbalalaika	74
Aloha Oe	34	The Rose of Tralee	76
The Wild Colonial Boy	35	Walzer Nr. 2	78
My Wild Irish Rose	36	Are You Lonesome Tonight	80
Mexikanischer Huttanz	38	The Entertainer	82
		Anhang 1 : Synkopierte Rhythmen	84



Down By The Salley Gardens

Irland (1889)

Unbekannter Komponist
Arr. Bobby Cyr

♩ = 80

The sheet music is arranged in four systems, each with a treble and bass clef staff. The key signature is one sharp (F#) and the time signature is 4/4. The tempo is marked as quarter note = 80. The first system starts with a mezzo-piano (*mp*) dynamic. The second system ends with a repeat sign. The third system ends with a repeat sign. The fourth system ends with a mezzo-forte (*mf*) dynamic. Fingerings are indicated by numbers 1-5 above or below notes. Chord symbols G, D, and C are placed above the treble staff. The bass staff contains a consistent accompaniment pattern of eighth notes.

Down By The Salley Gardens

First system of musical notation. Treble clef: G (5), C (4, 2, 3), G (5). Bass clef: 5, 2, 1, 5, 2, 1. Chords G and C are indicated above the staff.

Second system of musical notation. Treble clef: C (3, 2, 1), D (2, 3, 4, 5), G (4), 1. Bass clef: 5, 2, 1, 5, 2, 1, 5, 2, 1, 2. Chords C, D, and G are indicated above the staff. A *mp* dynamic marking is present.

Third system of musical notation. Treble clef: G (3), D (2), C (1, 2), G (3), G (2, 5, 2). Bass clef: 5, 2, 1, 5, 2, 1, 5, 2, 1, 5, 2, 1. Chords G, D, C, and G are indicated above the staff.

Fourth system of musical notation. Treble clef: C (3, 2, 1), D (2), G (1), G. Bass clef: 4, 2, 1, 4, 2, 1, 5, 2, 1, 5. Chords C, D, and G are indicated above the staff. A *p* dynamic marking is present.



Malaguena

Kuba (1928)

Ernesto Lecuona
(1895-1963)
Arr. Bobby Cyr

♩ = 120

The musical score is written for piano in 3/4 time. It consists of four systems of music, each with a treble and bass staff. Fingerings are indicated by numbers 1-5 above or below notes. Dynamics include *p*, *f*, and *mp*. Chord symbols are placed above the staffs.

System 1: Treble clef, 3/4 time. Chords: E, A m/E, E. Notes: E4, G#4, A4, B4, A4, G#4, E4. Bass clef: E2, G#2, A2, B2, A2, G#2, E2. Dynamics: *p*.

System 2: Treble clef. Chords: A m/E, E. Notes: E4, G#4, A4, B4, A4, G#4, E4. Bass clef: E2, G#2, A2, B2, A2, G#2, E2. Dynamics: *f*, *mp*.

System 3: Treble clef. Chords: A m, G. Notes: E4, G#4, A4, B4, A4, G#4, E4. Bass clef: E2, G#2, A2, B2, A2, G#2, E2.

System 4: Treble clef. Chords: F, E. Notes: E4, G#4, A4, B4, A4, G#4, E4. Bass clef: E2, G#2, A2, B2, A2, G#2, E2.

Malaguena

A m G

3-1 2 4 2 1 2

F E

3 1 2 1 3 1

A m/E E

p 1 2 4 1 3 2 1 3 2 1 2 4

A m/E E

f 1 3 2 1 3 2 1 5

Klicken Sie auf das Bild des Buches, um es bei Amazon zu kaufen



*Die schönsten Melodien
aus aller Welt*

Klavier lernen
mit System

Piano Notion

Von
Bobby Cyr

4

PN
PIANO NOTION



Inhaltsverzeichnis

Stufe 15 Stücke	3	Stufe 17 Stücke	48
Wiegenlied aus der Oper „Jocelyn“	3	The Rakes of Mallow	48
Kaiserwalzer	4	The Arkansas Traveler	50
Cielito Lindo	6	After the Battle of Aughrim	52
Spanish Ladies	9	Waxies' Dargle	53
Boo-lavogue	10	Lilliburlero	54
Éamonn an Chnoic	12	Blow the Man Down	55
I've Been Working on the Railroad	14	Greensleeves	56
Schwarze Augen	16	Roter Apfel	58
Walzer aus „Die lustige Witwe“	18	Tanz der Stunden	60
L'Arlésienne	20	Donauwellen-Walzer	62
Korobeiniki	22	Toréadors Marsch aus Carmen	64
Bella Ciao	24		
Stufe 16 Stücke	26	Stufe 18 Stücke	66
The Foggy Dew	26	Die Forelle	66
Carrickfergus	28	Streicherserenaden-Walzer	68
Amazing Grace	30	Morning has Broken	70
Wayfaring Stranger	32	Walzer aus Dornröschen	72
Fascination	34	Waltzing Matilda	74
Take Me Out to the Ball Game	36	O glaub', wenn von deiner Huldgestalt...	76
That's An Irish Lullaby	38	Caro Nome	78
Geschichten aus dem Wienerwald	40	Pachelbel, Kanon in D-Dur	80
Leichte Kavallerie - Ouvertüre	42		
Wild Mountain Thyme	44	Anhang 1 : Verminderte Akkorde	82
Libiamo	46	Anhang 2 : Sechzehntel-Noten	83
		Anhang 3 : Sechzehntel-Noten im 6/8-Takt	84



Korobeiniki

Russland (1861)

Unbekannter Komponist
Arr. Bobby Cyr

$\text{♩} = 100$

A D m

mf

A D m

G m F

A D m

Korobeiniki

A D m

5 2 4 1 3 5

5 1 5

A D m

2 4 3 1

5 1 5 1 2 1

G m F

1 3 5 2 1 5

5 1 5

A D m

2 4 3 1

5 1 5

Klicken Sie auf das Bild des Buches, um es bei Amazon zu kaufen

*Die schönsten Melodien
aus aller Welt*

Klavier lernen
mit System

Piano Notion

Von
Bobby Cyr

5

PN
PIANO NOTION



Inhaltsverzeichnis

Stufe 19 Stücke	3	Stufe 20 Stücke	46
Madama Butterfly	3	The Sailor's Hornpipe	46
O mio babbino caro	4	La cumparsita	48
Va Pensiero	6	Der Schlittschuhläufer-Walzer	50
Polowetzer Tänze Nr.1	8	Pavane	52
Vilja	10	Mattinata	54
El Choclo	12	Die Moldau	56
Musettas Walzer	14	Menuett (Boccherini)	58
Obwohl ich den letzten Blick auf Erin	16	Tarantella Napoletana	60
Pomp and Circumstance Marches	18	Schwanensee	62
Klavierkonzert Nr. 1	20	Zwei Gitarren	64
Schöne Träumerin	22	Funiculi Funicula	66
Triumphmarsch	24	Ständchen	68
La Donna e Mobile	26	Ungarischer Tanz Nr. 5	70
Catari	28	Sieh, mein Herz erschließt sich	72
Adagio (Albinoni)	30	Danny Boy	74
Coppelia Walzer	32	Nessun Dorma	76
Ouvertüre zu Wilhelm Tell	34	La Wally	78
O Sole Mio	36	Gnossienne Nr. 1	80
America the Beautiful	38	Cavalleria rusticana	82
Torna a Surriento	40		
Walang Angay	42		
I Dreamt I Dwelt in Marble Halls	44		
		Anhang 1 : Triolen	84



La Donna e Mobile

Rigoletto
Italien (1851)

Giuseppe Verdi
(1813-1901)
Arr. Bobby Cyr

♩ = 132

F C7 F

mf

C7 F

5 2 5 2 5 2

C7 F

5 2 5 1 5 2

C7 F

5 2 5 2 5 2

La Donna e Mobile

G7 C A7 D m

mp *mf*

C7 rit. F C7 a tempo F

f *mp* *mf*

C7 F C7 F

*mp*³ *mf*

C7 F C7 F

*mp*³ *f*